

# Student home login guide

## Help your child use learning technology at home

Hi Families,

This year our school is using Clever as an easy way for your child to access all the learning applications they can use at school in one location: The Clever Portal!

We would love to partner with you to increase education engagement at home by helping your child access learning applications like IXL and more!

You can access Clever and IXL through Office 365.

### 1. Navigate to [www.nlsd113.ca](http://www.nlsd113.ca)

#### [113 - Northern Lights School Division](http://www.nlsd113.ca)

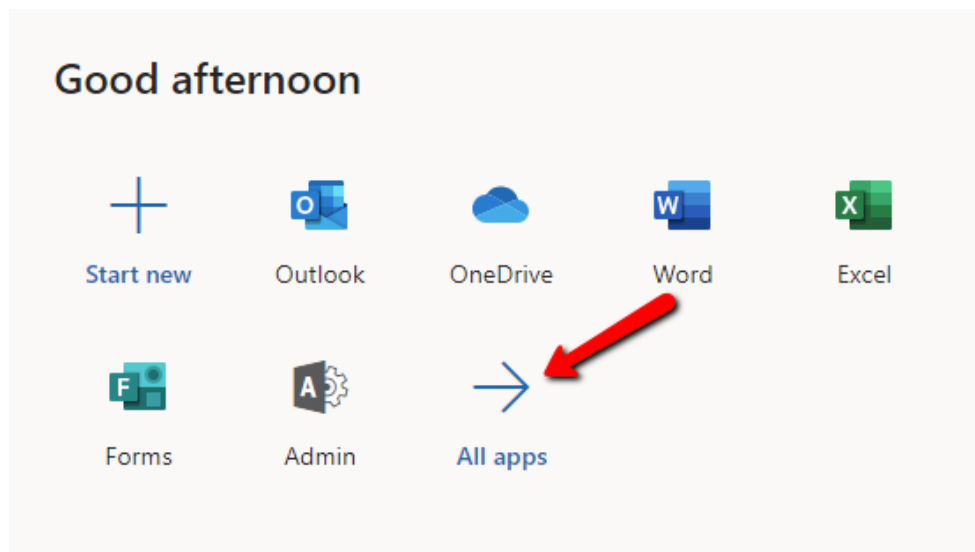
Northern Saskatchewan Teachers Students. Northern Lights School Division #113 and the Canadian Playground Safety Institute is not recommending the use of any playground equipment during the COVID-19 crisis

[www.nlsd113.ca](http://www.nlsd113.ca)

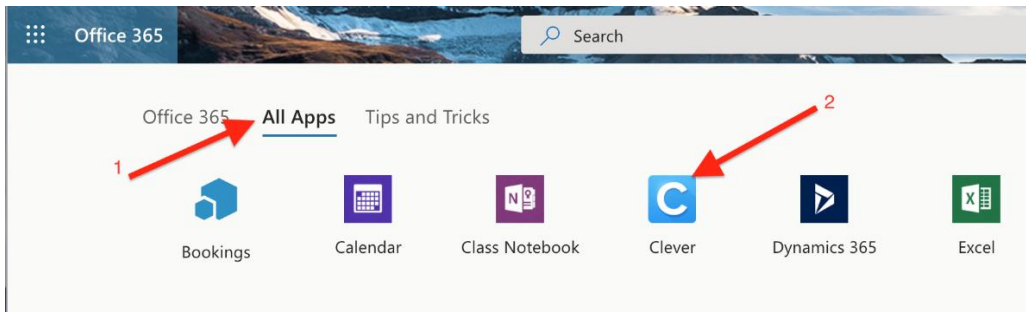
### 2. Click on Office 365 Webmail




### 3. Click on All Apps




**4. Click on All Apps (again), then click on Clever**



**5. Click on Log in with Active Directory**



**6. Click on the IXL icon once Clever launches.**



**Helpful resources**

**Need some help?**

Contact the school or the ICTS Service Desk if you have any questions or problems logging in at home.

**Help contact info:**

Call: (855) 425-3302  
Email: servicedesk@nlsd113.ca